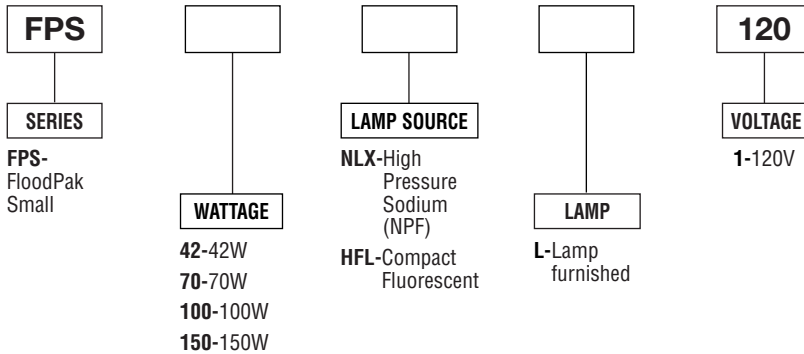


FloodPak Series FPS



ORDERING INFORMATION

Catalog Number: Example: FPS150NLXL-1



HID units supplied with clear medium base lamp.

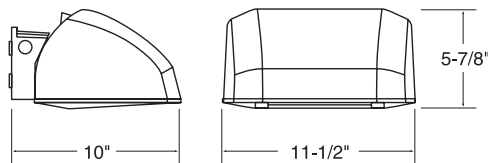
ACCESSORIES

FPSKNUCKLE - 1/2" Adjustable Knuckle.

FPSARM - Shoebox Arm. Converts FloodPak to pole-mount (minimum 4" square pole).

FPSSHIELD - Vandal Shield. Helps protect lens and lamp from breakage. Clear polycarbonate shield snaps in place over glass lens.

TECHNICAL INFORMATION



PRODUCT SPECIFICATIONS

- The FloodPak is a perfect blend of architectural design and performance.
- The FloodPak can be surface mounted in various positions. Use it as a cut-off wallpack or tip it up 22.5° for forward throw with semi-cut-off. Tip it up 45° for floodlighting, or turn it over and use it for indirect/accent lighting.
- The FloodPak can also be pole mounted or ground mounted using mounting accessories.
- Precision die cast aluminum construction. All exposed hardware is stainless steel.
- Duraplex II dark bronze polyester powder finish is standard but the FloodPak is available in a variety of designer colors.
- Hinged door frame with clear tempered glass lens.
- Multi-faceted reflection system provides uniform distribution.
- Injection molded triple finger silicone gasket.
- UL wet location listed for above or below horizontal aiming.
- Complete with a UL approved mounting box rated for 90°C supply wire with integral bubble level.
- Integral heat sink ensures cool operation.
- Meets IESNA cut-off requirements.
- Contractor Friendly design with integral cable permitting easy, hands free wiring.

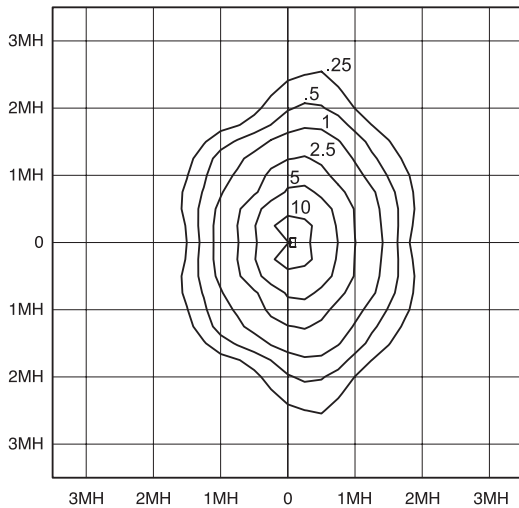


UL Wet Location Listed.

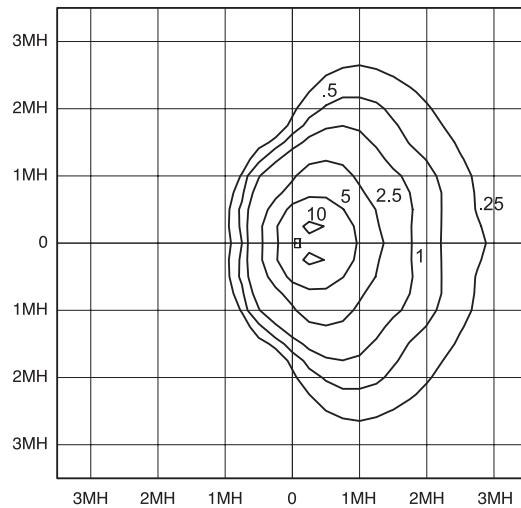
1.5-1

FloodPak Series FPS

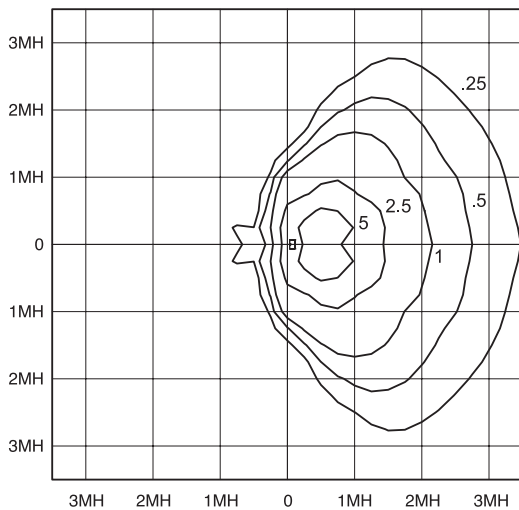
PHOTOMETRICS



FPS150NLXL-1 @ 0°



FPS150NLXL-1 @ 22.5°



FPS150NLXL-1 @ 45°

FOOTCANDLE CORRECTION

Multiply the following factors times the footcandle values for changes in mounting height.


To Change from 15'

New Hght.	8'	10'	15'	20'
Factor	3.5	2.3	1.0	0.6

LAMP AND WATT CONVERSIONS

Lamp	50W	70W	100W	150W
Multiplier	.25	0.4	.59	1.0

MOUNTING OPTIONS



0° Down



22.5° Down



45° Down



0° Up



22.5° Up



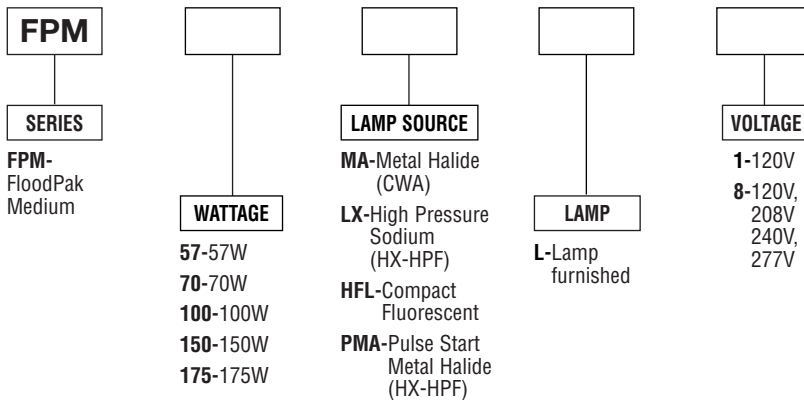
45° Up

FloodPak Series FPM



ORDERING INFORMATION

Catalog Number: Example: FPM175MAL-8



HID units supplied with clear medium base lamp.

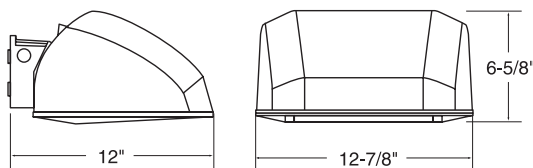
ACCESSORIES

FPSKNUCKLE - 1/2" Adjustable Knuckle.

FPSARM - Shoebox Arm. Converts FloodPak to pole-mount (minimum 4" square pole).

FPMSHIELD - Vandal Shield. Helps protect lens and lamp from breakage. Clear polycarbonate shield snaps in place over glass lens.

TECHNICAL INFORMATION



PRODUCT SPECIFICATIONS

- The FloodPak is a perfect blend of architectural design and performance.
- The FloodPak can be surface mounted in various positions. Use it as a cut-off wallpack or tip it up 22.5° for forward throw with semi-cut-off. Tip it up 45° for floodlighting, or turn it over and use it for indirect/accent lighting.
- The FloodPak can also be pole mounted or ground mounted using mounting accessories.
- Precision die cast aluminum construction. All exposed hardware is stainless steel.
- Duraplex II dark bronze polyester powder finish is standard but the FloodPak is available in a variety of designer colors.
- Hinged door frame with clear tempered glass lens.
- Multi-faceted reflection system provides uniform distribution.
- Injection molded triple finger silicone gasket.
- UL wet location listed for above or below horizontal aiming.
- Complete with a UL approved mounting box rated for 90°C supply wire with integral bubble level.
- Integral heat sink ensures cool operation.
- Meets IESNA cut-off requirements.
- Contractor Friendly design with integral cable permitting easy, hands free wiring.

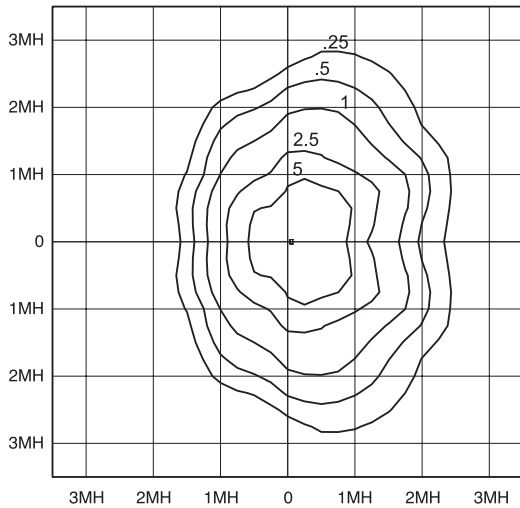


UL Wet Location Listed.

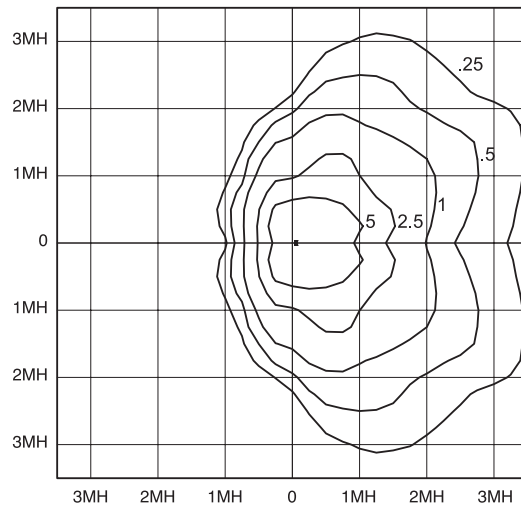
1.5-2

FloodPak Series FPM

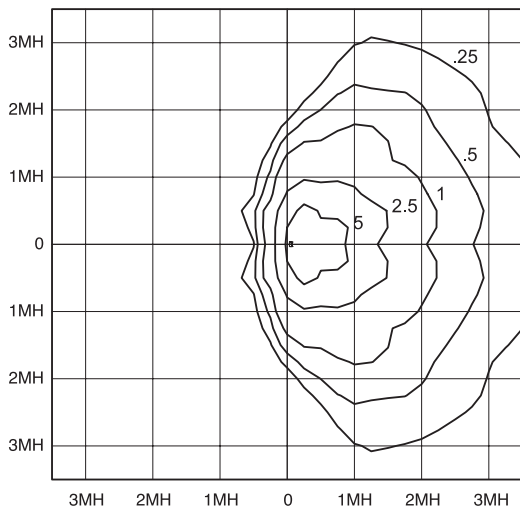
PHOTOMETRICS



FPM175MAL-8 @ 0°



FPM175MAL-8 @ 22.5°



FPM175MAL-8 @ 45°

FOOTCANDLE CORRECTION

Multiply the following factors times the footcandle values for changes in mounting height.


To Change from 15'

New Hght.	8'	10'	15'	20'
Factor	3.5	2.3	1.0	0.6

LAMP AND WATT CONVERSIONS

Lamp	70W	100W	150W	175W
Multiplier	.36	.57	0.7	1.0

MOUNTING OPTIONS



0° Down



22.5° Down



45° Down



0° Up



22.5° Up



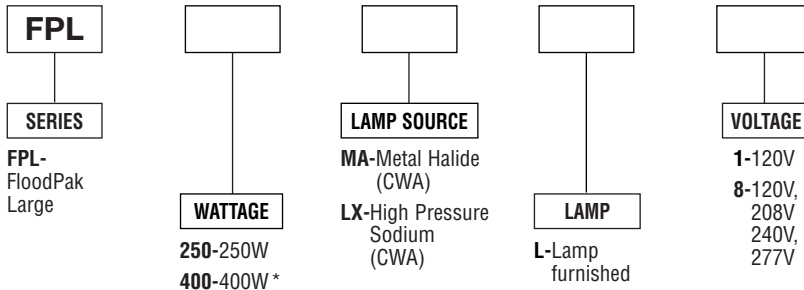
45° Up

FloodPak Series FPL



ORDERING INFORMATION

Catalog Number: Example: FPL400MAL-8



*Requires reduced outer jacketed lamp.
HID units supplied with clear medium base lamp.

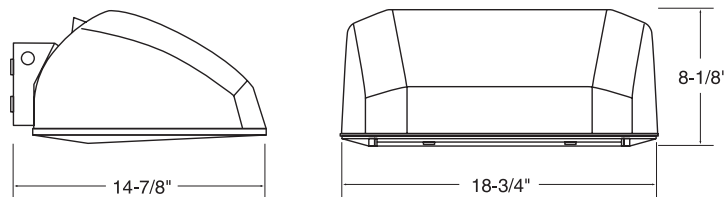
ACCESSORIES

FPLKNUCKLE - Adjustable 2" Tenon Slipfitter.

FPLARM - Shoebox Arm. Converts FloodPak to pole-mount (minimum 4" square pole).

FPLSHIELD - Vandal Shield. Helps protect lens and lamp from breakage. Clear polycarbonate shield snaps in place over glass lens.

TECHNICAL INFORMATION



PRODUCT SPECIFICATIONS

- The FloodPak is a perfect blend of architectural design and performance.
- The FloodPak can be surface mounted in various positions. Use it as a cut-off wallpack or tip it up 22.5° for forward throw with semi-cut-off. Tip it up 45° for floodlighting, or turn it over and use it for indirect/accent lighting.
- The FloodPak can also be pole mounted or ground mounted using mounting accessories.
- Precision die cast aluminum construction. All exposed hardware is stainless steel.
- Duraplex II dark bronze polyester powder finish is standard but the FloodPak is available in a variety of designer colors.
- Hinged door frame with clear tempered glass lens.
- Multi-faceted reflection system provides uniform distribution.
- Injection molded triple finger silicone gasket.
- UL wet location listed for above or below horizontal aiming.
- Complete with a UL approved mounting box rated for 90°C supply wire with integral bubble level.
- Integral heat sink ensures cool operation.
- Meets IESNA cut-off requirements.
- Contractor Friendly design with integral cable permitting easy, hands free wiring.

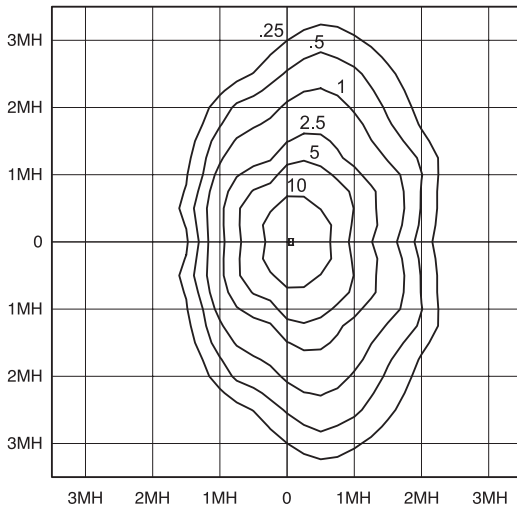


UL Wet Location Listed.

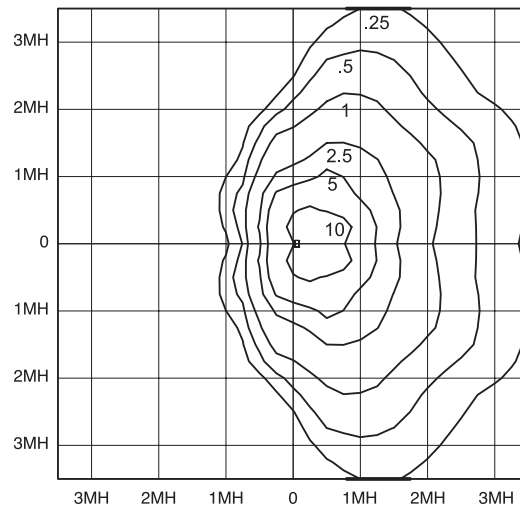
1.5-3

FloodPak Series FPL

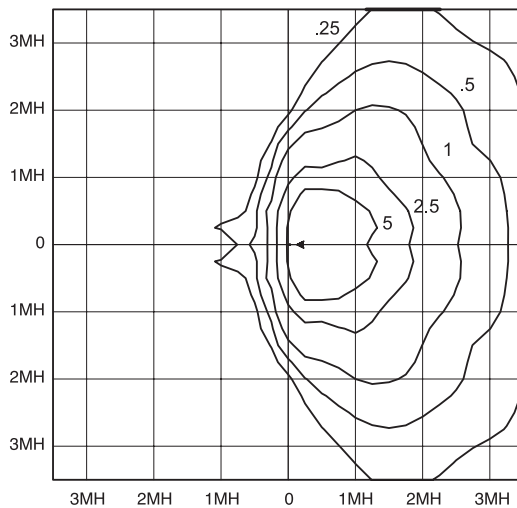
PHOTOMETRICS



FPL400MAL-8 @ 0°



FPL400MAL-8 @ 22.5°



FPL400MAL-8 @ 45°

FOOTCANDLE CORRECTION
 Multiply the following factors times the footcandle values for changes in mounting height.

To Change from 20'				
New Hght.	15'	20'	25'	30'
Factor	1.78	1.0	.64	.44

LAMP AND WATT CONVERSIONS				
Lamp	250W	250W	400W	400W
	MH	HPS	HPS	MH
Multiplier	.57	.79	1.39	1.0

MOUNTING OPTIONS



0° Down



22.5° Down



45° Down



0° Up



22.5° Up



45° Up